


# BEVEL DOWN

**THE BEVEL IS THE SLANTED EDGE AT THE  
POINT OF THE SYRINGE**

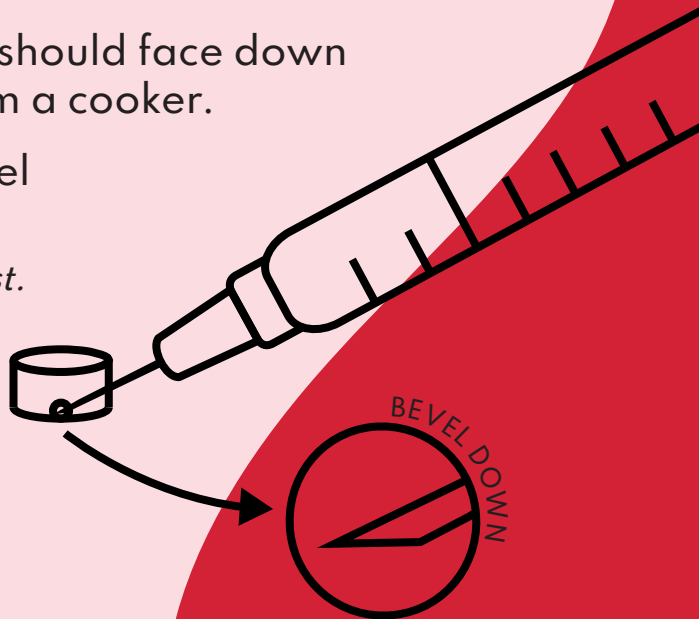
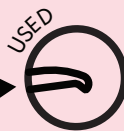
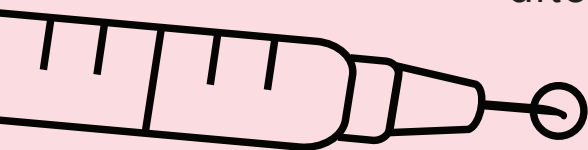
The only time the bevel should face down  
is when drawing up from a cooker.

You can protect the bevel  
by using a cotton filter.

*100% cotton filters are best.*



The bevel becomes dull  
after using it just once.



# BEVEL UP

Position the syringe with the bevel facing up so the sharp tip can pierce the skin first, easing the way for the rest of the needle.

Scan code  
for more info



[www.bvlup.com](http://www.bvlup.com)

Bevel Up  
brought to you  
by NASTAD

